

S | D | A | O

SPECIAL DISTRICTS
ASSOCIATION OF OREGON

ACCIDENT KIT

Created by WHA INSURANCE, in partnership with SDAO.

Copyright © 2022 WHA INSURANCE AGENCY INC.



SPECIAL DISTRICTS
ASSOCIATION OF OREGON

Memorandum

FROM: Special Districts Association of Oregon
SUBJECT: Accident & Roadside Emergency Kit

Being prepared in the event of an accident or roadside emergency can save lives, lower the chances of injury, and make claims processes easier. This kit includes several items to help you mitigate risk if you ever experience one of these events. Included is a guide to managing accidents, a guide to managing roadside emergencies, "Ok" and "Help" roadside sign, and a DMV Traffic Accident and Insurance Report form.

This kit is only intended to help you navigate the circumstances of an accident or roadside emergency. If you are in a serious accident or life-threatening situation, always call 911.

S | D | A | O

-WHAT TO DO IN CASE OF AN ACCIDENT-

■ **Safety first!**

- If someone has been hurt, **dial 911** or ask someone to dial 911 for medical assistance.

- **Avoid** discussing who is at blame or fault for the accident. Statements or comments should only be made to police or a representative of your insurance company.

- **Take Photos** of the accident scene--and damage to your vehicle.

- **Exchange Information** with the other driver(s) and take photos of their Driver License when possible (use form on back)

- **Report** the accident to your insurance company and/or agent

- Know when to fill out a **Traffic Accident and Insurance Report** with the DMV (See included form)

DATE OF ACCIDENT: _____

TIME OF ACCIDENT: _____ AM/PM: _____

LOCATION OF ACCIDENT: _____

OTHER VEHICLE

DRIVERS NAME: _____

ADDRESS AND PHONE NUMBER: _____

DRIVERS LICENSE: _____

DRIVERS LICENSE PLATE#: _____

VEHICLE DESCRIPTION (YEAR, MAKE, MODEL):

OTHER PARTY'S INSURANCE AGENT: _____

INSURANCE COMPANY & POLICY #: _____

WITNESS

NAME: _____ PHONE: _____

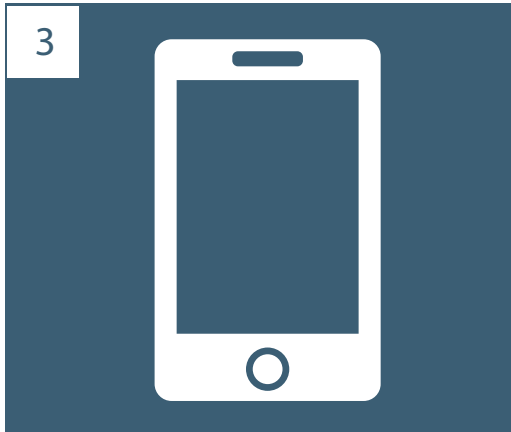
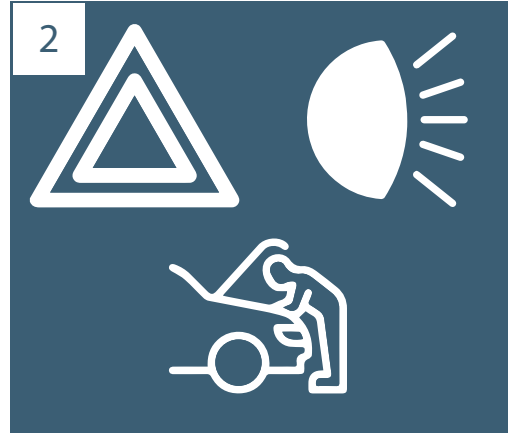
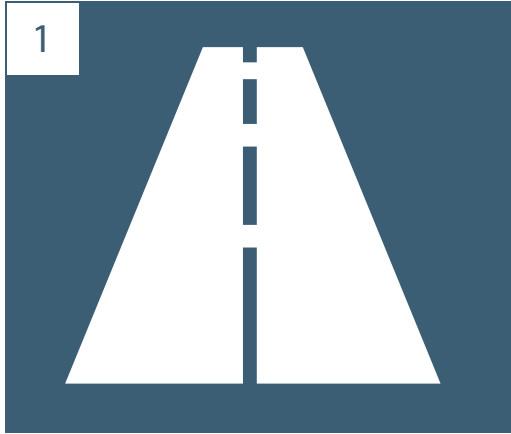
ADDRESS: _____

POLICE

OFFICER'S NAME: _____

BADGE #: _____

POLICE DEPARTMENT: _____



What to do in case of an emergency

1. Pull as far and safely off the road as possible

2. Turn on your hazard lights and lift your hood to signal for help

3. Use your cell phone to call for help. If anyone stops ask them to call on your behalf

4. If it's safe to stay in the vehicle, evaluate your surroundings and stay put until help arrives.

HELP

OK

S | D | A | O

SPECIAL DISTRICTS
ASSOCIATION OF OREGON